



Manual Operation

Palm Tree Pollination Machine



www.agrommachine.com

aviagrom@gmail.com

+972-54-3380050/1



Care and Maintenance Instructions

- Before any machinery operation, integrity assemblies must be checked!
- Greasing hinges, traverse bearing and drive shaft- Each 50 operation hours.
- Gear oil change- 80w-90- each 500 operating hours.
- Change of compressor oil- V.D.L-100 – each 250 operating Hours.
- Air tank drainage at start of each working day.
- Clean the air filter at the start of each Working day.
- 12 volt work power supply!
- PTO operating speed: 540 RPM only!

WARNING

- Only a qualified operator should operate the machine!
- Do not operate machinery under the influence of drugs and alcohol!
- You should consult your doctor if you taking drugs!
- You must use protective equipment!
- In cases of malfunction, do not operate the machine!
- In cases of malfunction, the motor must be turned off!
- In cases of malfunction, disconnect: electricity, oil pressure and air pressure!
- Machine repair or maintenance by qualified personnel only!
- Do not remove or change the protective cover and the emergency switch!
- Assemblies integrity and emergency protection must be checked!


The above does not contradict or replace safety instruction!
Dear operator! Follow instruction Proper use prevents
accidents!!




Working Recommendations

1. Recommended to mix well all the components of the pollen before putting the powder in the machine.
2. All the components of pollination should be dry and free from moisture for proper operation of the machine and to prevent mold.
3. Recommended to start the pollination when the ambient temperature is 18° C and above.
4. The pollen mixture has to be filtered and free from foreign and sharp bodies so has not to impair the proper functioning of the machine and to prevent accelerated wear.
5. It is recommended to pollinate the tree a 1.5 meter before the trunk center and 1.5 meter after the trunk center. Total: 3 meters.
6. It is recommended to direct the flow of air gun about 50 cm above the flowers.
7. Recommended drive speed of 3.5 KM/H to 5 KM/H. Depending on tree height.
8. Medjool date type recommended pollination on one side of the tree and the next round pollination the other side.
9. Deglet Noor date type recommended pollination from both sides of the tree in the same round.
10. It is recommended to pollinate with the wind.

Attention: All the above is only a recommendation and not a work instructions or any guide to work.



Loading & unloading with a forklift only!



60 cm
24 inches


Operate when the machine is horizontal only!

12 VOLT!

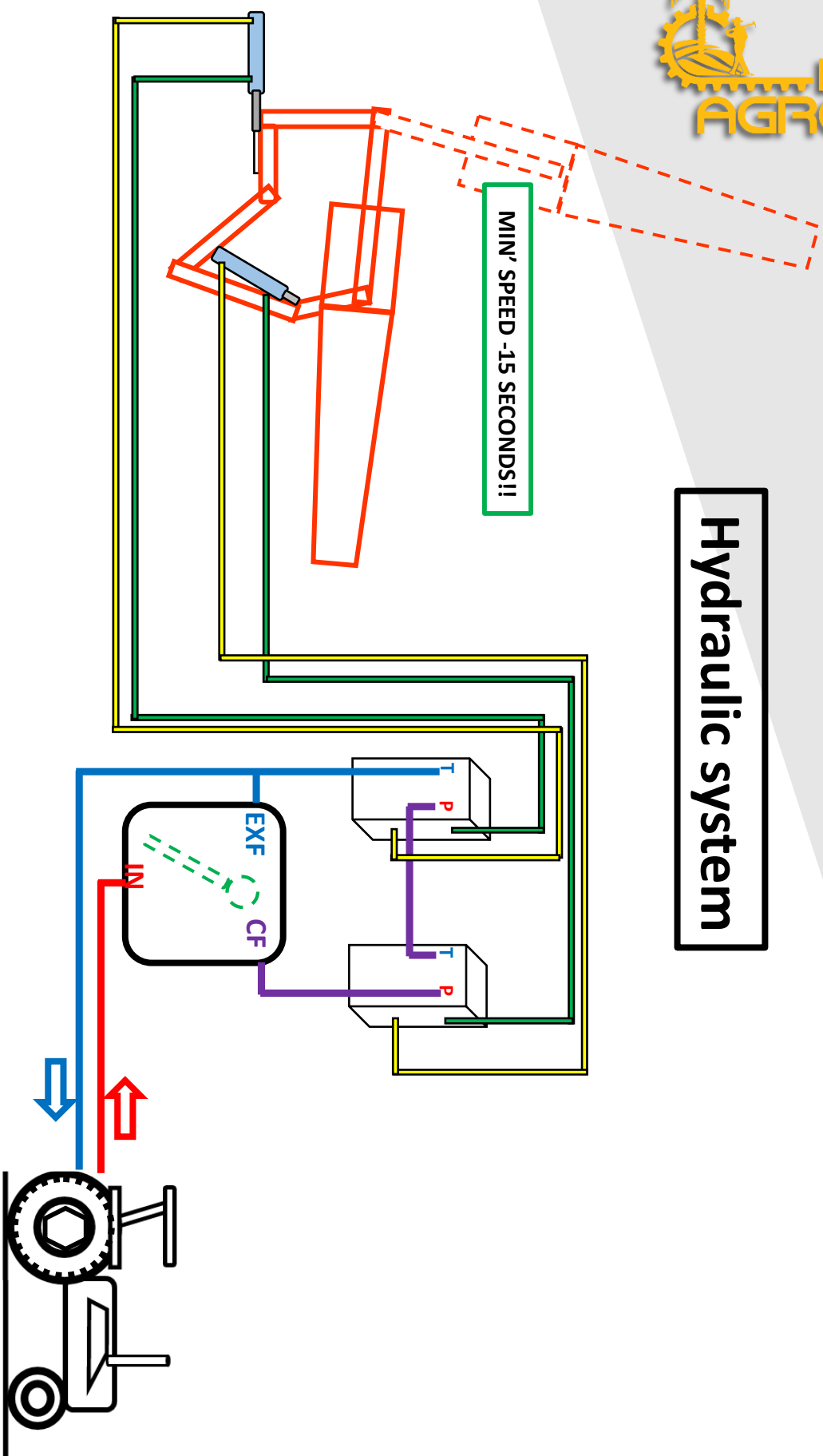
PTO- 540 RPM- MAX!



Turning on/off the
machine
Idle RPM only!

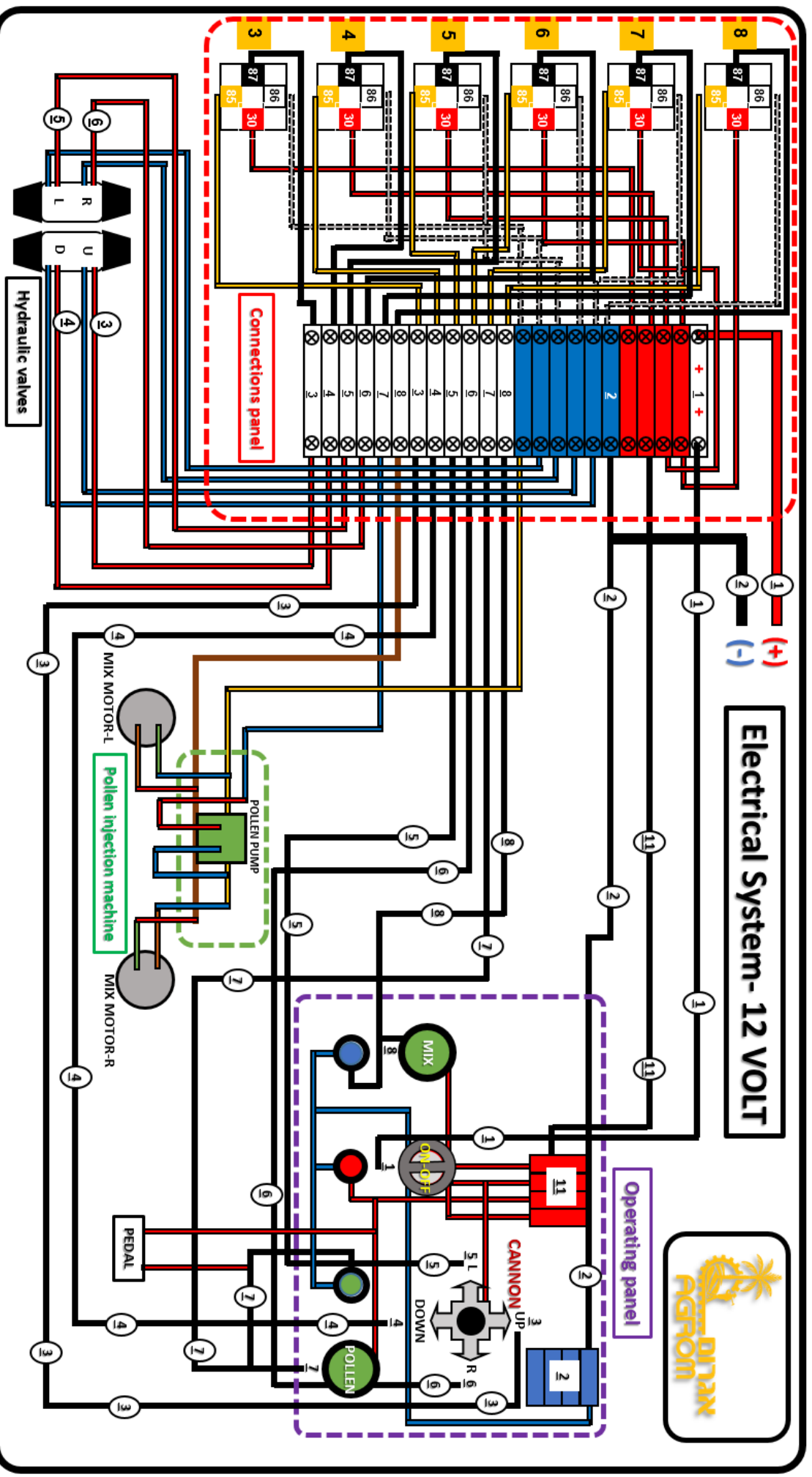


Hydraulic system





Electrical System - 12 VOLT



Connections panel

Operating panel

Hydraulic valves

Pollen injection machine

CANNON UP
DOWN

POLEN PUMP

MIX MOTOR-L

MIX MOTOR-R

PEDAL

(+) (+)
(-) (-)

